


Oxford Phonics World 2

Short Vowels



Workbook

Kaj Schwermer Julia Chang Craig Wright



OXFORD

Oxford Phonics World 2

Short Vowels

Kaj Schwermer Julia Chang Craig Wright











Workbook

OXFORD
UNIVERSITY PRESS

A Write and say.

Handwriting practice area with two boxes. The first box contains a lowercase 'a' on a three-line grid. The second box is empty. To the right is a cartoon illustration of a smiling apple.

B Read, check, and write.

1.		ant <input type="checkbox"/>	ax <input checked="" type="checkbox"/>	cat <input type="checkbox"/>	
2.		cat <input type="checkbox"/>	ant <input type="checkbox"/>	yak <input type="checkbox"/>	
3.		yak <input type="checkbox"/>	ax <input type="checkbox"/>	cat <input type="checkbox"/>	
4.		cat <input type="checkbox"/>	ant <input type="checkbox"/>	ax <input type="checkbox"/>	

C Follow the a sound. Write.

Maze activity. A path starts at a farmer holding an apple and ends at a box containing a lowercase 'a'. The path goes through a teacup, an ant, a cat, a dog, a yak, and a zebra. At the end of the path is a box with a lowercase 'a' on a three-line grid.



A Write and say.

a

+

m

=

am

r

+

a m


=

ram




B Read, say, and check.

1.




2.



3.

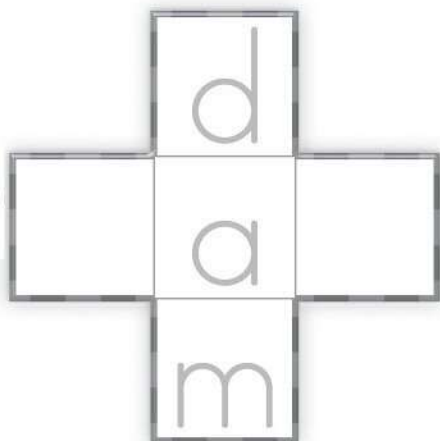


4.



C Do the puzzles.

1.




2.



3.




4.



A Write and say.

a + n = f + an =



B Say, circle, and write.

1.



an am

pan

2.



am an

m

3.



am an

f

4.



an am

c

C Find and circle the word.

1.



ap an am

2.



m am ann

3.



f a f a n a

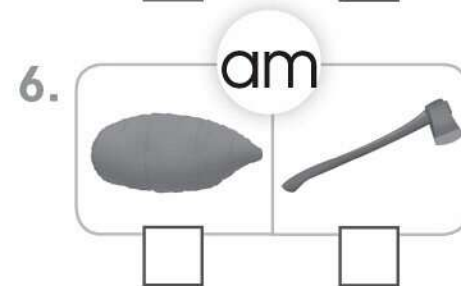
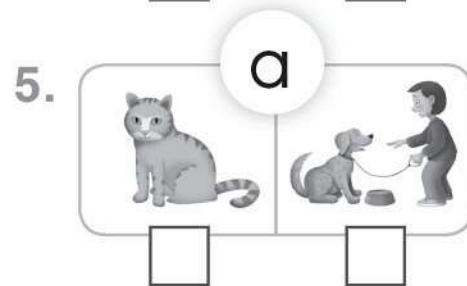
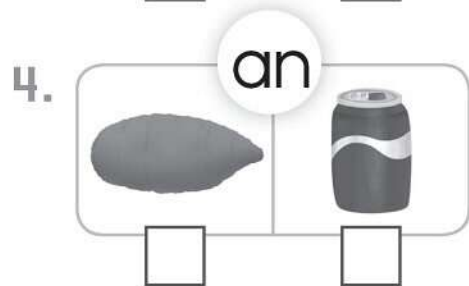
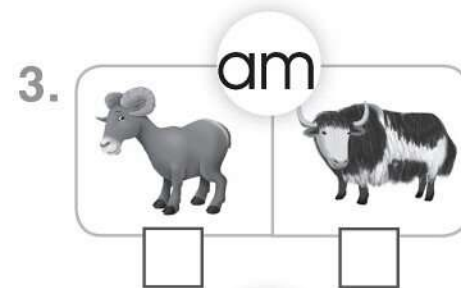
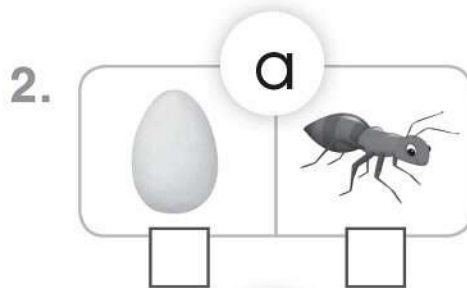

4.



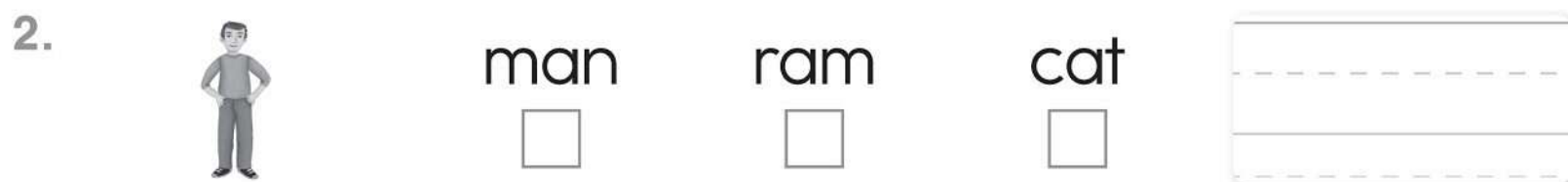
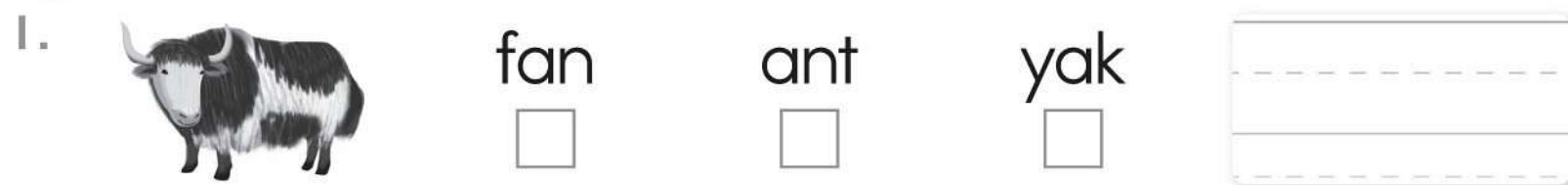
a c a n a m



A Read, say, and check.



B Read, check, and write.



Unit 2

ad ag ap at





A Write and say.



a + d = d + a d =

a + g = b + a g =



B Read, say, and check.


1.  ag 

2.  ad 

3.  ad 

4.  ag 


C Unscramble and write.

1.  a d d

2.  g a r


3.  b g a

4.  d a p



A Write and say.

a + p = c + ap =



B Say, circle, and write.

1.  m n t ap


map

2.  c m t ap

3.  c m n ap

4.  t m c ap

C Follow the ap sound. Write.



ad ag ap at

A Write and say.

a

+

t

=

b

+

at

=



B Read, check, and write.

1.




bag

pad

bat

2.



cat

rat

ant

3.



pan

cap

hat

4.



mat

map

man

C Find and circle the word.

1.




n a m a t n

2.



y a h a t n

3.



r a t a h g



4.







b a g b a t







A Read, say, and check.



1.  **ag** 

2.  **ap** 


3.  **at** 

4.  **ad** 

5.  **ap** 

6.  **at** 

B Unscramble and write.

1. 
p c a

2. 
t a b

3. 
p a n

4. 
g b a

5. 
d d a

6. 
t h a



Review 1


a am an ad ag ap at


A Match the pictures that rhyme.


1.  2.  3.  4.  5.  6. 


     


B Do the puzzles.


1.  ↓


2.  →





3.  ↓


4.  →





5.  ↓

6.  →



7.  ↓

8.  →





C Say, circle, and write.

1.



at ag

Handwriting practice box with a dashed line and the letter 'r' written on it.

2.



ad an

Handwriting practice box with a dashed line and the letter 'p' written on it.

3.



am an

Handwriting practice box with a dashed line and the letter 'y' written on it.

4.



at an

Handwriting practice box with a dashed line and the letter 'c' written on it.

5.



ap an

Handwriting practice box with a dashed line and the letter 'm' written on it.

6.



ag at

Handwriting practice box with a dashed line and the letter 'b' written on it.

D Read, say, and check.

1.

at

 <input type="checkbox"/>	 <input type="checkbox"/>
------------------------------	------------------------------

2.

ad

 <input type="checkbox"/>	 <input type="checkbox"/>
------------------------------	------------------------------

3.

am

 <input type="checkbox"/>	 <input type="checkbox"/>
------------------------------	------------------------------

4.

an

 <input type="checkbox"/>	 <input type="checkbox"/>
------------------------------	------------------------------

5.

ap

 <input type="checkbox"/>	 <input type="checkbox"/>
------------------------------	------------------------------

6.

ag

 <input type="checkbox"/>	 <input type="checkbox"/>
------------------------------	------------------------------



Unit 3




e et en ed

A Write and say.


e	
---	--



B Read, check, and write.


- | | | | | | | | | |
|----|---|-----|-----|-----|--------------------------|--------------------------|--------------------------|--------------------------|
| 1. |  | vet | ten | web | <input type="checkbox"/> | <input type="checkbox"/> | <input type="checkbox"/> | <input type="checkbox"/> |
| 2. |  | egg | web | ten | <input type="checkbox"/> | <input type="checkbox"/> | <input type="checkbox"/> | <input type="checkbox"/> |
| 3. | 10 | ten | vet | egg | <input type="checkbox"/> | <input type="checkbox"/> | <input type="checkbox"/> | <input type="checkbox"/> |
| 4. |  | web | egg | vet | <input type="checkbox"/> | <input type="checkbox"/> | <input type="checkbox"/> | <input type="checkbox"/> |

C Follow the e sound. Write.



A Write and say.

e + t = j + et =



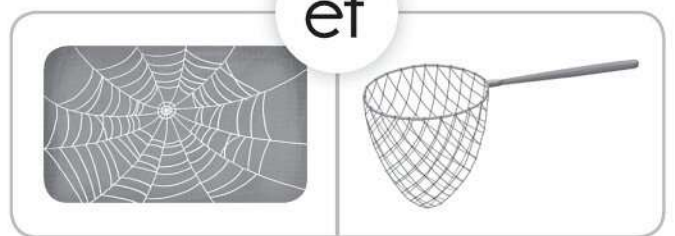
B Read, say, and check.

1.



et

2.



et

3.



et


4.




et

C Do the puzzles.

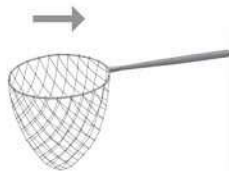
1.



3.



2.



4.



e et en ed

A Write and say.

e

+

n

=

h

+

en

=



e

+

d

=

r

+

ed

=



B Say, circle, and write.

1.



en ed

2.



en ed

3.



ed en

4.



ed en

C Find and circle the word.

1.



m h h e n n

3.



f e r e d b

2.



p e n p n e


4.





e d a b e d





A Read, say, and check.


1.  ed

2.  et



3.  e

4.  en

5.  et



6.  ed

B Read, check, and write.



1.  web pen red 

2.  ten jet vet 

3.  pet vet wet 

4.  net hen web 


5.  red wet egg 

6.  bed net pen 







A Write and say.


i





B Read, check, and write.

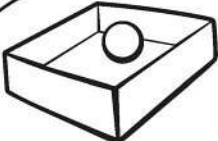
1.		hip <input type="checkbox"/>	ink <input type="checkbox"/>	in <input type="checkbox"/>	<div style="border: 1px solid gray; padding: 5px; height: 60px; margin-bottom: 10px;"> <div style="border-bottom: 1px dashed gray; height: 50px;"></div> </div>
2.		in <input type="checkbox"/>	hip <input type="checkbox"/>	zip <input type="checkbox"/>	<div style="border: 1px solid gray; padding: 5px; height: 60px; margin-bottom: 10px;"> <div style="border-bottom: 1px dashed gray; height: 50px;"></div> </div>
3.		in <input type="checkbox"/>	ink <input type="checkbox"/>	zip <input type="checkbox"/>	<div style="border: 1px solid gray; padding: 5px; height: 60px; margin-bottom: 10px;"> <div style="border-bottom: 1px dashed gray; height: 50px;"></div> </div>
4.		ink <input type="checkbox"/>	zip <input type="checkbox"/>	hip <input type="checkbox"/>	<div style="border: 1px solid gray; padding: 5px; height: 60px; margin-bottom: 10px;"> <div style="border-bottom: 1px dashed gray; height: 50px;"></div> </div>


C Follow the i sound. Write.
















A Write and say.

i

+

p

=

l


+

ip

=

**B** Say, circle, and write.

1.



h

l

z

ip

2.



s

t

z

ip

3.



k

r

t

ip

4.



r

s

t

ip

C Read, say, and write.

1. You can use your



to



2. You can use your




to






A Write and say.



i + **b** = **b** + **i b** =


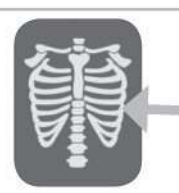




i + **d** = **k** + **i d** =





B Read, say, and check.



1.  **id** 


2.  **ib** 



3.  **ib** 



4.  **id** 

C Do the puzzles.

1.  ↓
 2.  →



3.  ↓
 4.  →

A Read, say, and check.

1. **i**

Two boxes with empty space for writing.

2. **ib**

Two boxes with empty space for writing.

3. **id**

Two boxes with empty space for writing.

4. **ip**

Two boxes with empty space for writing.

5. **ip**

Two boxes with empty space for writing.

6. **ib**

Two boxes with empty space for writing.

B Say, match, and write.

i ib id ip

1.

•

2.

•

3.

•

4.

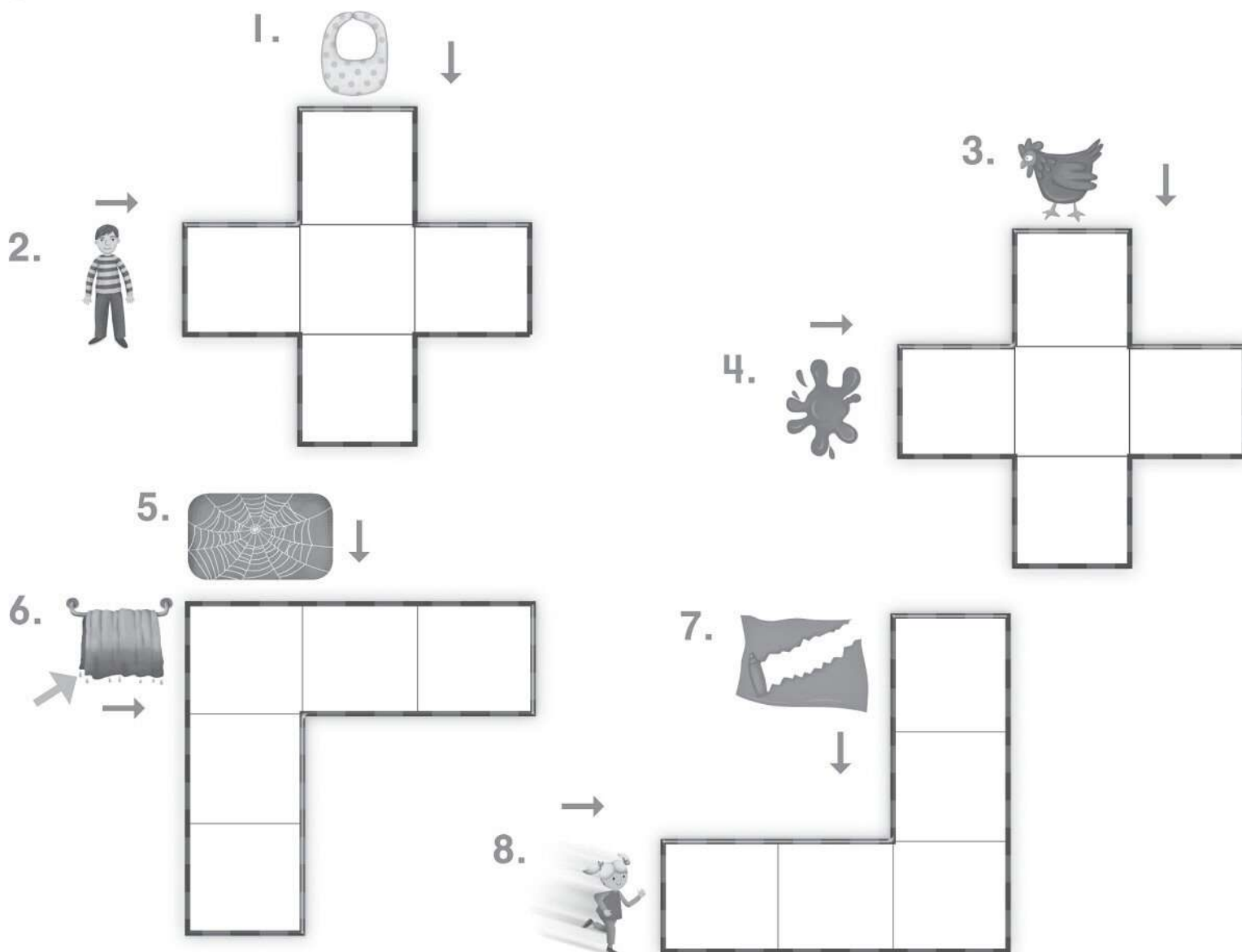
•



A Match the pictures that rhyme.



B Do the puzzles.



C Say, circle, and write.



ip
ib

i

2.



e
i

g

3.



ib
id

i

4.



ed
et

j

5.



en
ed

h

6.



ed
et

o

D Read, say, and write.

1. The  is on the  .

2. Use your  to  .

3. I see  in the  .

4. The  is on the  .













A Write and say.

i + **n** =
p + **in** =

B Read, check, and write.

1.		bin <input type="checkbox"/>	fin <input type="checkbox"/>	pin <input type="checkbox"/>	<input type="text"/>
2.		win <input type="checkbox"/>	bin <input type="checkbox"/>	fin <input type="checkbox"/>	<input type="text"/>
3.		pin <input type="checkbox"/>	bin <input type="checkbox"/>	win <input type="checkbox"/>	<input type="text"/>
4.		fin <input type="checkbox"/>	pin <input type="checkbox"/>	bin <input type="checkbox"/>	<input type="text"/>


C Do the puzzles.

1.		<input type="text"/>	↓	3.		<input type="text"/>	↓
2.		<input type="text"/>	<input type="text"/>	<input type="text"/>	<input type="text"/>	<input type="text"/>	<input type="text"/>
		<input type="text"/>				<input type="text"/>	<input type="text"/>



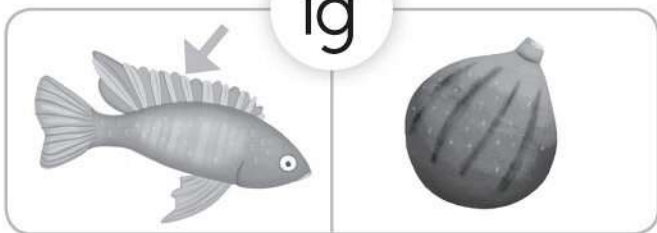
A Write and say.

i + **g** = **f** + **ig** =



B Read, say, and check.

1.



2.



3.



4.



C Unscramble and write.

1.



g w i

2.



d g i

3.



i b g

4.




g i f




A Write and say.

i + **t** = **p** + **it** =



i + **x** = **s** + **ix** =



B Say, circle, and write.

1.



it ix

2.



ix it

3.



it ix

4.



ix it

C Find and circle the word.

1.



pitpibi

3.



ihithig

2.

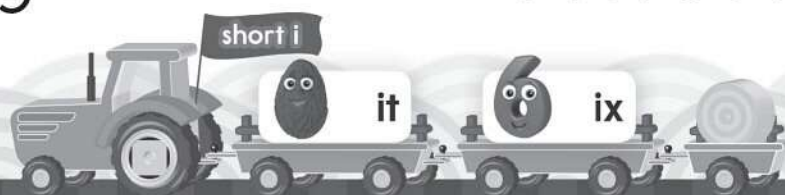


imimixn


4.




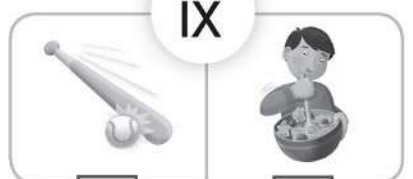
finsixg





A Read, say, and check.


1.  **it**

2.  **in**


3.  **ix**

4.  **ig**

5.  **ig**

6.  **in**

B Read, check, and write.


1.  **fig** **pin** **fin** 

2.  **mix** **big** **bin** 

3.  **fig** **pit** **dig** 

4.  **dig** **hit** **tip** 

5.  **win** **wig** **bin** 

6. **6** **mix** **fig** **six** 







A Write and say.


o



B Read, check, and write.


1.		rod <input type="checkbox"/>	log <input type="checkbox"/>	ox <input type="checkbox"/>	
2.		ox <input type="checkbox"/>	fox <input type="checkbox"/>	log <input type="checkbox"/>	
3.		log <input type="checkbox"/>	ox <input type="checkbox"/>	rod <input type="checkbox"/>	
4.		fox <input type="checkbox"/>	ox <input type="checkbox"/>	log <input type="checkbox"/>	

C Follow the o sound. Write.



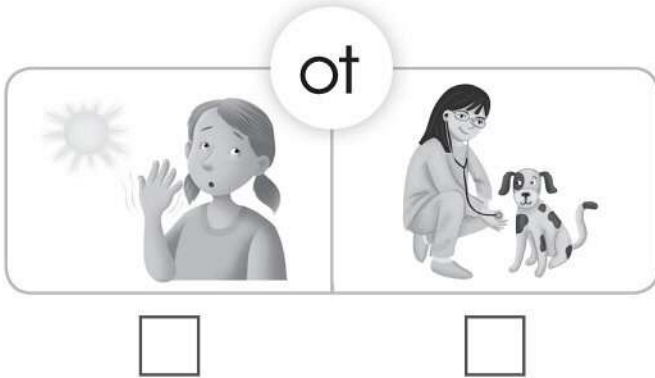
A Write and say.

o + t = p + ot =

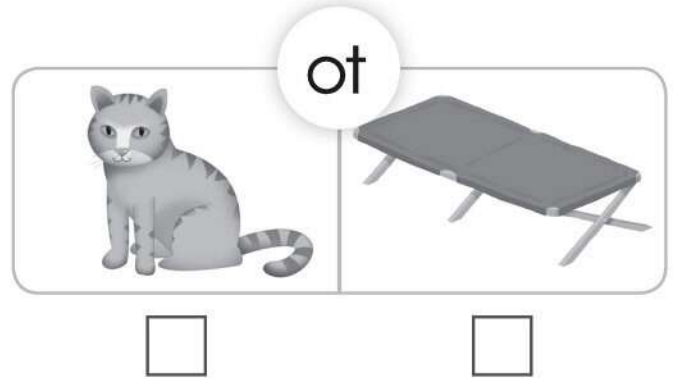


B Read, say, and check.

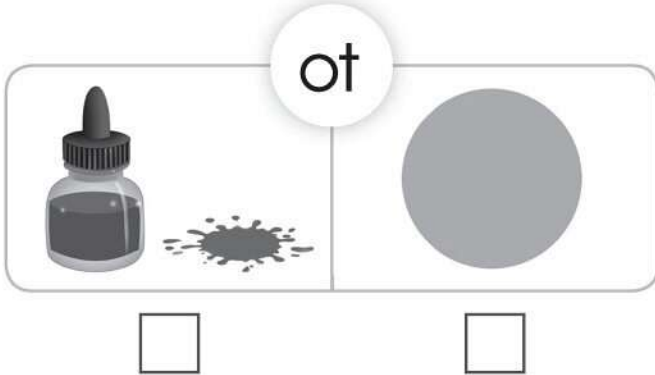
1.



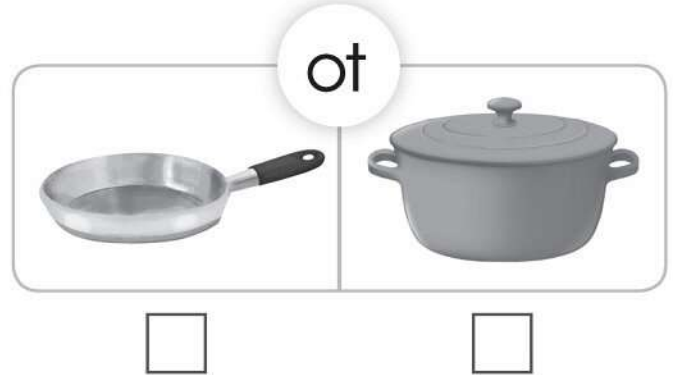
2.



3.




4.



C Do the puzzles.

1.



2.



4.



3.



o ot op

A Write and say.

o + p =

t + op =



B Say, circle, and write.

1.



ot op

m

2.



op ot

h

3.



op ot

t

4.



ot op

p

C Find and circle the word.

1.



o h o p p o p

2.



m o t t o p o

3.



b o p o p o d



4.







o b o p m o p







A Read, say, and check.




1.  

2.  

3.  


4.  

5.  

6.   

B Say, match, and write.

1.  •


2.  •


3.  •

4.  •


5.  •

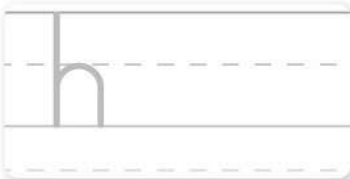
6.  •


• 

• 

• 

• 

• 

• 



Review 3

in ig it ix o ot op

A Match the pictures that rhyme.

1.



2.



3.




4.





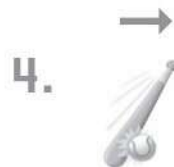



5.



6.



B Do the puzzles.



C Say, circle, and write.

1.  op
ot

Handwriting practice box with a dashed line and a lowercase letter 'p' on the left side.

2.  ox
ix

Blank handwriting practice box with a dashed line.

3.  it
ot

Handwriting practice box with a dashed line and a lowercase letter 'p' on the left side.

4.  in
ig

Handwriting practice box with a dashed line and a lowercase letter 'p' on the left side.

5.  ot
op

Handwriting practice box with a dashed line and a lowercase letter 'p' on the left side.

6.  ig
it

Handwriting practice box with a dashed line and a lowercase letter 'b' on the left side.

D Say, match, and write.

1.  •

2.  •

3.  •

4.  •

5.  •

6.  •

• Handwriting practice box with a dashed line and a lowercase letter 'c' on the left side.

• Handwriting practice box with a dashed line and a lowercase letter 'm' on the left side.

• Handwriting practice box with a dashed line and a lowercase letter 'h' on the left side.



• Handwriting practice box with a dashed line and a lowercase letter 'd' on the left side.

• Handwriting practice box with a dashed line and a lowercase letter 'b' on the left side.

• Handwriting practice box with a dashed line and a lowercase letter 'r' on the left side.



A Write and say.



B Read, check, and write.

1.



sun

up

jug

2.



hug

jug

sun

3.




up

sun

hug

4.




jug

hug

up

C Follow the u sound. Write.



A Write and say.

u

+

g


=

b

+

u g

=



B Say, circle, and write.

1.



b

r

ug

t

2.



c

j

ug

k

3.



c

p

ug

m

4.



b

d

ug

r

C Find and circle the word.

1.



h u h u g u m

2.



g u m u g b u

3.



l u h r u g u

4.



h u m b u g u



u ug ud up

A Write and say.

u + d = b + ud =

u + p = p + up =

B Say, circle, and write.

1.



ud up

2.



up ud

3.



up ud


4.




ud up

C Do the puzzles.


1.



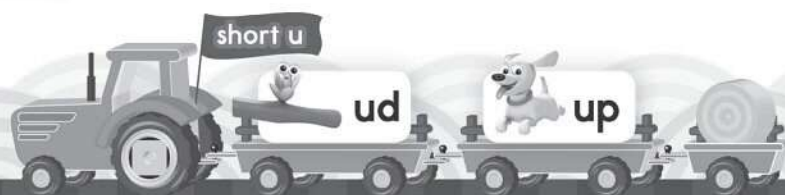

3.




2.







4.







A Read, say, and check.



1.  **up** 

2.  **ug** 

3.  **ud** 

4.  **u** 

5.  **u** 


6.  **ug** 

B Read, check, and write.

1.  jug cup mug 

2.  pup bud up 

3.  mud rug bud 

4.  bud pup hug 

5.  sun cup rug 

6.  jug mug mud 




Unit 8




ut ub um un

A Write and say.


u + t = n + ut =



B Read, check, and write.

1.		cut <input type="checkbox"/>	nut <input type="checkbox"/>	hut <input type="checkbox"/>	<input type="text"/>
2.		nut <input type="checkbox"/>	hut <input type="checkbox"/>	cut <input type="checkbox"/>	<input type="text"/>
3.		hut <input type="checkbox"/>	cut <input type="checkbox"/>	nut <input type="checkbox"/>	<input type="text"/>

C Follow the ut sound. Write.




A Write and say.

u

+

b

=

c

+

u

b

=



u

+

m

=

g

+

u

m

=



B Read, say, and check.

1.



2.



3.



4.




C Do the puzzles.

1.



3.



2.



4.






ut ub um un

A Write and say.


u + n = b + un =



B Read, check, and write

1.		run <input type="checkbox"/>	fun <input type="checkbox"/>	bun <input type="checkbox"/>	<input type="text"/>
2.		run <input type="checkbox"/>	fun <input type="checkbox"/>	hut <input type="checkbox"/>	<input type="text"/>
3.		bun <input type="checkbox"/>	bug <input type="checkbox"/>	run <input type="checkbox"/>	<input type="text"/>

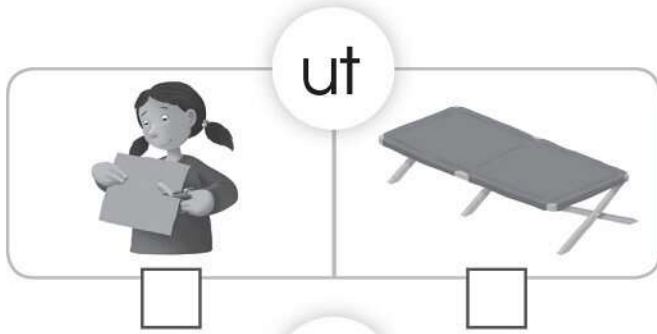
C Say, match, and write.

1.		•	•	<input type="text"/>
2.		•	•	<input type="text"/>
3.		•	•	<input type="text"/>

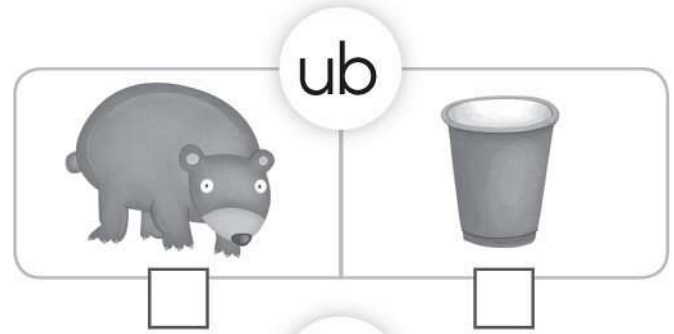


A Read, say, and check.

1.



2.




3.



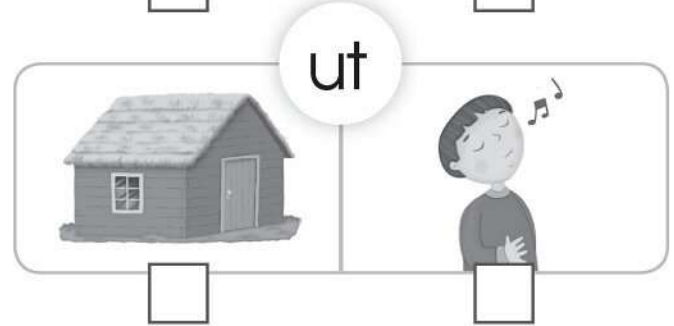
4.



5.



6.



B Unscramble and write.

1.



n u r

2.



t u n

3.



m h u

4.



n u f

5.



t c u

6.



b c u



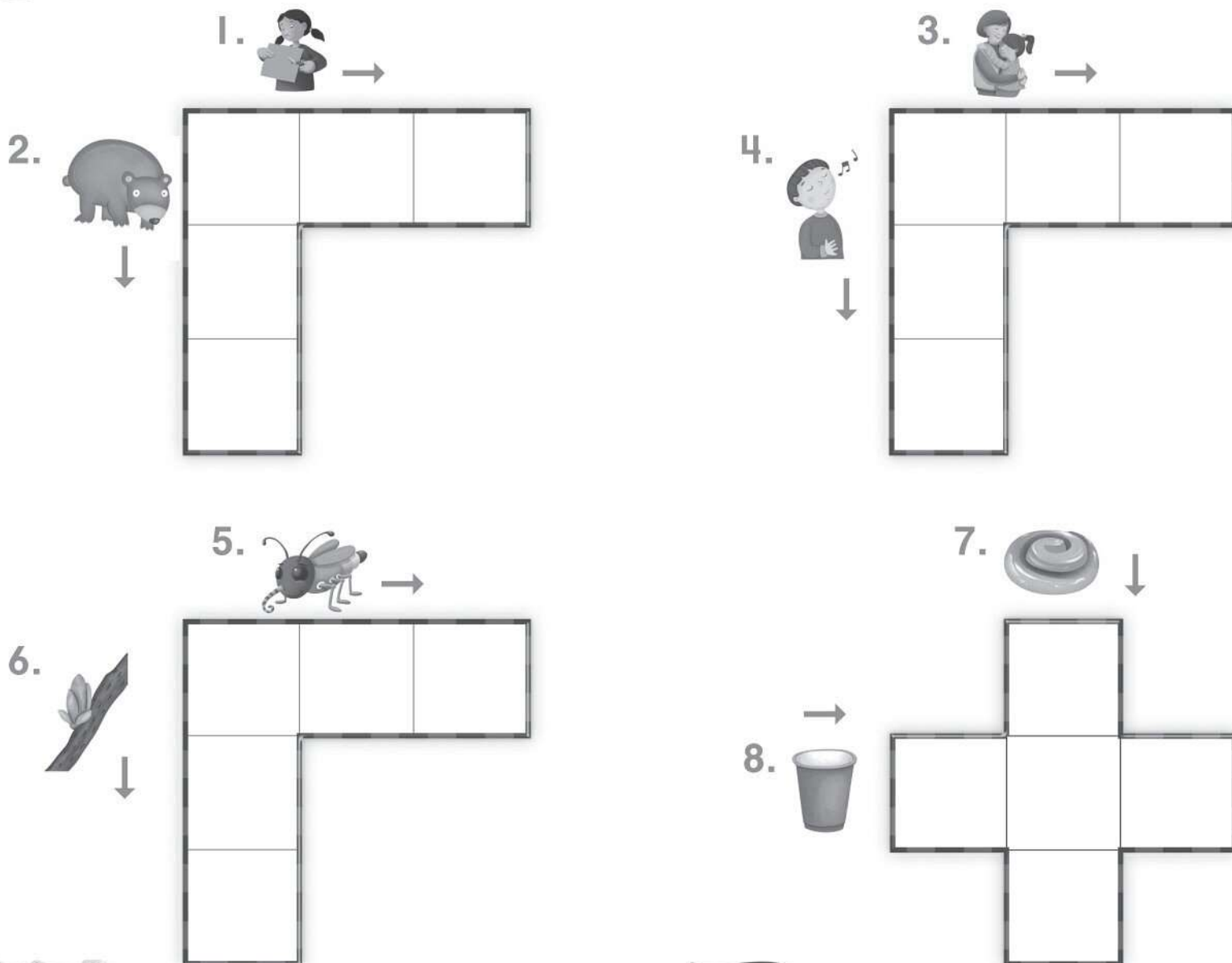
Review 4

u ug ud up ut ub um un

A Match the pictures that rhyme.



B Do the puzzles.



C Say, circle, and write.

1.



ug
up

Handwriting practice box with a dashed line and the letter 'p' written on it.

2.



ub
ud

Handwriting practice box with a dashed line and the letter 'c' written on it.

3.



um
un

Handwriting practice box with a dashed line and the letter 'r' written on it.

4.



ut
ud

Handwriting practice box with a dashed line and the letter 'o' written on it.

5.



um
ug

Handwriting practice box with a dashed line and the letter 'o' written on it.

6.



ut
up

Handwriting practice box with a dashed line and the letter 'h' written on it.

D Read, say, and write.

1. The



Blank handwriting box.

is in the



Blank handwriting box.

2. The



Blank handwriting box.

is on the



Blank handwriting box.

3. He can



Blank handwriting box.

and eat a



Blank handwriting box.

4. I see a



Blank handwriting box.

in the



Blank handwriting box.



a

am

an

ad

ag

ap

at

e

et

en

ed

i

ip

ib

id

in

ig

it

ix

o

ot



op

u

ug

ud

up

ut

ub

um

un

a

b

c

d

e

f

g

h

i

j

k

l



m

n

o

p

q

r

s

t

u

v

w

x

y

z

These cards
belong to:



Oxford Phonics World

Let us guide you through
the world of phonics...



Oxford Phonics World is the first step on your students' journey into English, leading you through **all 44 sounds**.

- **Over 150 Phonics Friends** — an angry apple, a big bear, and others — help children remember English sounds.
- **Action songs, chants, and games** encourage children to discover connections between English sounds and letters.
- **Active class activities** develop children's listening, speaking, reading, writing, and spelling skills and provide opportunities to apply them.
- **Multi-ROMs** include fun animations and interactive games, stories, and songs for practice at home.

5 levels of phonics for use before or alongside your English course

- **Student Book with Student Cards and Multi-ROM**
- **Workbook**
- **Teacher's Book**
- **Phonics Cards**
- **Phonics Readers**
- **Oxford iTools**
Digital Classroom Resources



Authors **Kaj Schwermer, Julia Chang, and Craig Wright**, and musician **Laurie Thain** are experienced teachers and teacher trainers who specialize in phonics instruction.

OXFORD
UNIVERSITY PRESS

www.oup.com/elt/oxfordphonicsworld

ISBN 978-0-19-459623-7



9 780194 596237